

**Guru Gobind Singh College of Engineering and Research Centre,Nashik**

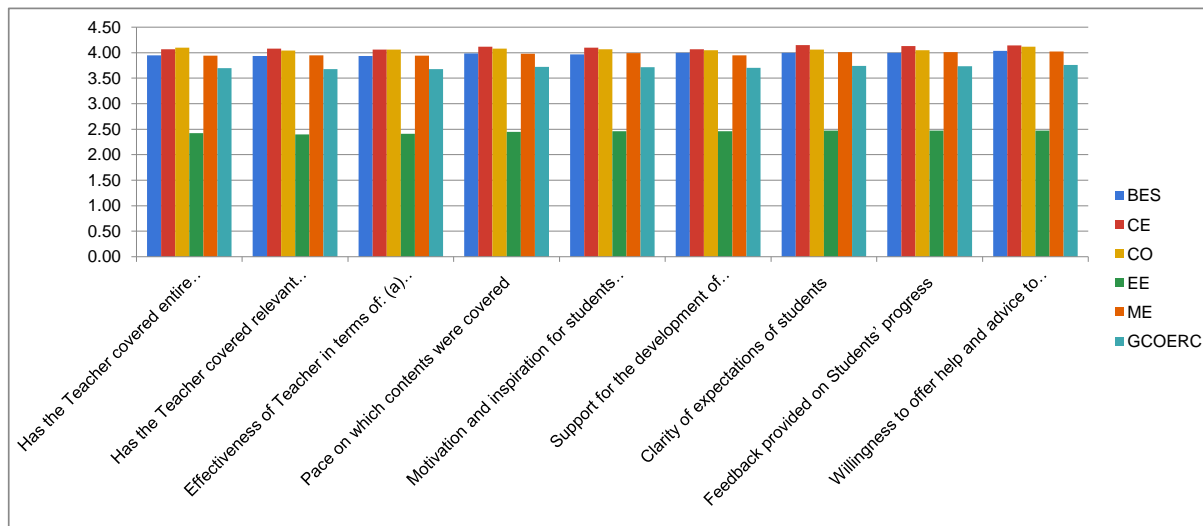
**ACADEMIC YEAR: 2021-22 (SEM-II)**

**Student Feedback Report**

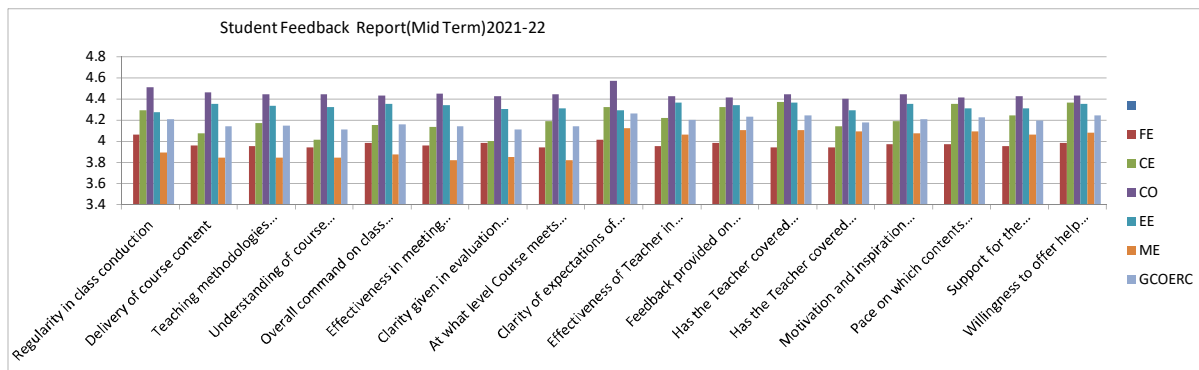
Rate The Teaching-learning process parameters of mentioned subject :-

(Very Poor: 1, Poor: 2, Average: 3, Good: 4, Excellent: 5)

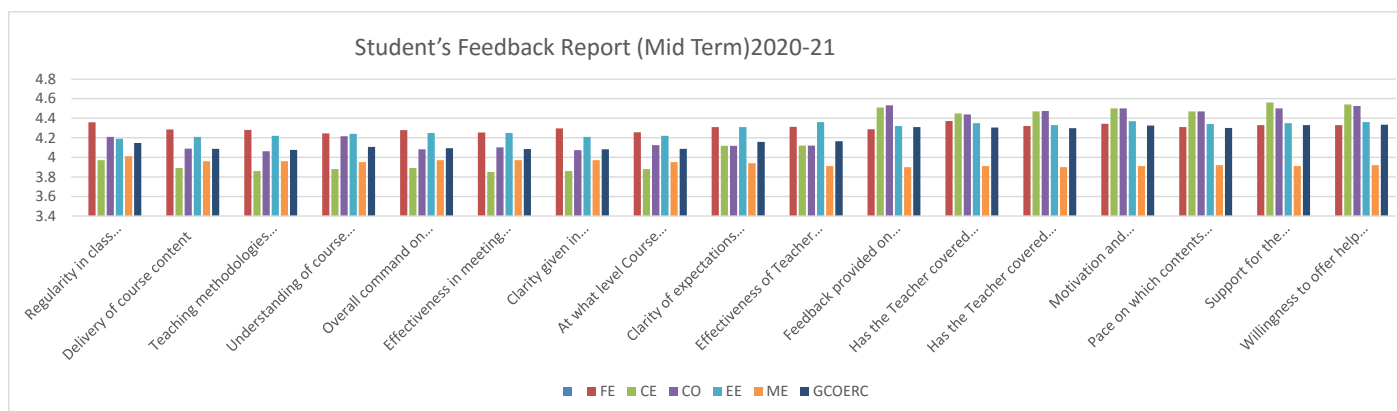
Sr.No	Parameters	BES	CE	CO	EE	ME	GCOERC
1	Has the Teacher covered entire Syllabus as prescribed by University?	3.95	4.07	4.10	2.42	3.94	<b>3.70</b>
2	Has the Teacher covered relevant topics beyond syllabus	3.93	4.08	4.04	2.4	3.95	<b>3.68</b>
3	Effectiveness of Teacher in terms of: (a) Technical content/course content (b) Communication skills (c) Use of teaching aids (ICT, PPT)	3.93	4.06	4.06	2.41	3.94	<b>3.68</b>
4	Pace on which contents were covered	3.98	4.12	4.08	2.45	3.98	<b>3.72</b>
5	Motivation and inspiration for students to learn	3.97	4.1	4.07	2.46	3.99	<b>3.72</b>
6	Support for the development of Students' skill (i) Practical demonstration (ii) Hands on training (iii) Case Study / Other	4.00	4.07	4.05	2.46	3.95	<b>3.71</b>
7	Clarity of expectations of students	4.00	4.15	4.06	2.47	4.01	<b>3.74</b>
8	Feedback provided on Students' progress	4.00	4.13	4.05	2.47	4.01	<b>3.73</b>
9	Willingness to offer help and advice to Students	4.03	4.14	4.12	2.47	4.02	<b>3.76</b>



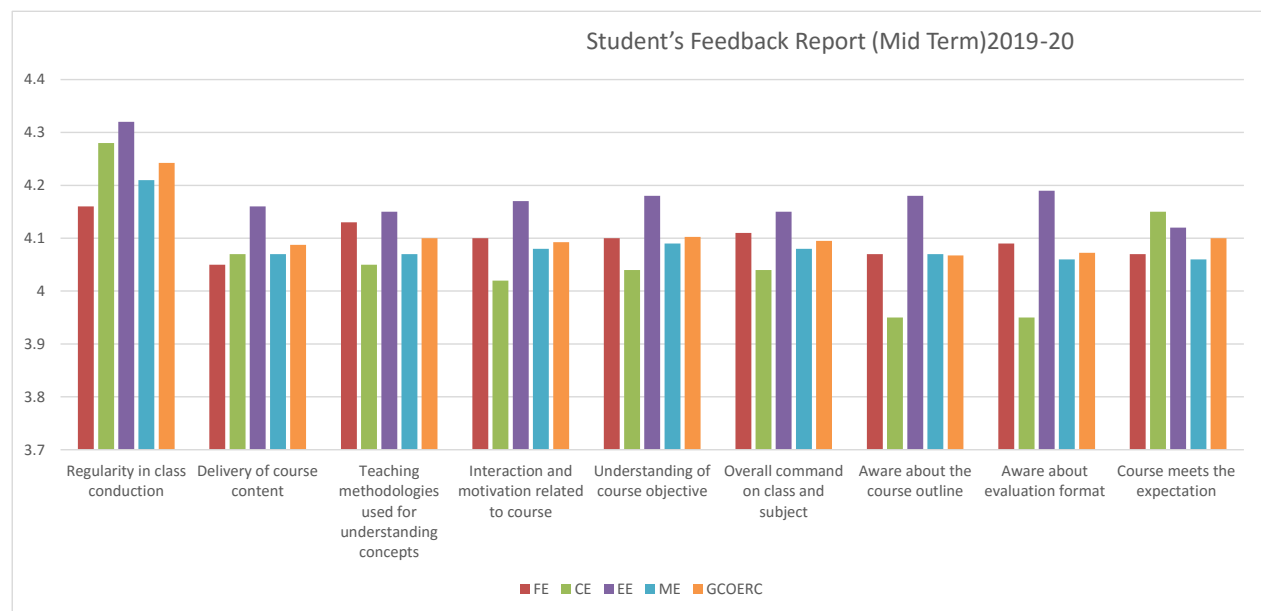
Guru Gobind Singh College of Engineering and Research Centre, Nashik							
Student's Feedback Report (Mid Term)							
Academic Year: 2021-22				SEM-I			
Rate the teaching-learning process parameters of mentioned subject:							
(Very Poor: 1, Poor: 2, Average: 3, Good: 4, Excellent: 5)							
S.N.	Parameters	FE	CE	CO	EE	ME	GCOERC
1	Regularity in class conduction	4.06	4.29	4.51	4.27	3.89	4.20
2	Delivery of course content	3.96	4.07	4.46	4.35	3.84	4.14
3	Teaching methodologies used for understanding concepts	3.95	4.17	4.44	4.33	3.84	4.15
4	Understanding of course objective	3.94	4.01	4.44	4.32	3.84	4.11
5	Overall command on class and subject	3.98	4.15	4.43	4.35	3.87	4.16
6	Effectiveness in meeting the course outline	3.96	4.13	4.45	4.34	3.82	4.14
7	Clarity given in evaluation format	3.98	4	4.42	4.3	3.85	4.11
8	At what level Course meets the expectation	3.94	4.19	4.44	4.31	3.82	4.14
9	Clarity of expectations of students	4.01	4.32	4.57	4.29	4.12	4.26
10	Effectiveness of Teacher in terms of: (a) Technical content (b) Communication skills	3.95	4.22	4.42	4.36	4.06	4.20
11	Feedback provided on Students' progress	3.98	4.32	4.41	4.34	4.1	4.23
12	Has the Teacher covered entire syllabus as prescribed by University	3.94	4.37	4.44	4.36	4.1	4.24
13	Has the Teacher covered relevant topics beyond syllabus	3.94	4.14	4.40	4.29	4.09	4.17
14	Motivation and inspiration for students to learn	3.97	4.19	4.44	4.35	4.07	4.20
15	Pace on which contents were covered	3.97	4.35	4.41	4.31	4.09	4.23
16	Support for the development of students' skill (a) Practical demonstration (b) Hands on training	3.95	4.24	4.42	4.31	4.06	4.20
17	Willingness to offer help and advice to students.	3.98	4.36	4.43	4.35	4.08	4.24



Guru Gobind Singh College of Engineering and Research Centre, Nashik							
Student's Feedback Report (Mid Term)							
Academic Year: 2020-21				SEM-I and SEM-II			
Rate the teaching-learning process parameters of mentioned subject:							
(Very Poor: 1, Poor: 2, Average: 3, Good: 4, Excellent: 5)							
S.N.	Parameters	FE	CE	CO	EE	ME	GCOERC
1	Regularity in class conduction	4.36	3.97	4.21	4.19	4.01	4.15
2	Delivery of course content	4.29	3.89	4.09	4.21	3.96	4.09
3	Teaching methodologies used for understanding concepts	4.28	3.86	4.06	4.22	3.96	4.08
4	Understanding of course objective	4.25	3.88	4.22	4.24	3.95	4.11
5	Overall command on class and subject	4.28	3.89	4.08	4.25	3.97	4.09
6	Effectiveness in meeting the course outline	4.25	3.85	4.10	4.25	3.97	4.09
7	Clarity given in evaluation format	4.30	3.86	4.07	4.21	3.97	4.08
8	At what level Course meets the expectation	4.26	3.88	4.13	4.22	3.95	4.09
9	Clarity of expectations of students	4.31	4.12	4.12	4.31	3.94	4.16
10	Effectiveness of Teacher in terms of: (a) Technical content/course content (b) Communication skills (c) Use of teaching aids (ICT,	4.31	4.12	4.12	4.36	3.91	4.16
11	Feedback provided on Students' progress	4.29	4.51	4.53	4.32	3.9	4.31
12	Has the Teacher covered entire Syllabus as prescribed by University?	4.37	4.45	4.44	4.35	3.91	4.30
13	Has the Teacher covered relevant topics beyond syllabus	4.32	4.47	4.48	4.33	3.9	4.30
14	Motivation and inspiration for students to learn	4.34	4.50	4.50	4.37	3.91	4.32
15	Pace on which contents were covered	4.31	4.47	4.47	4.34	3.92	4.30
16	Support for the development of Students' skill (a)Practical demonstration (b)Hands on training (c) Case Study / Other	4.33	4.56	4.50	4.35	3.91	4.33
17	Willingness to offer help and advice to students.	4.33	4.54	4.53	4.36	3.92	4.33



Guru Gobind Singh College of Engineering and Research Centre, Nashik						
Student's Feedback Report (Mid Term)						
Academic Year: 2019-20				SEM-I and SEM-II		
Rate the teaching-learning process parameters of mentioned subject: (Very Poor: 1, Poor: 2, Average: 3, Good: 4, Excellent: 5)						
S.N.	Parameters	FE	CE	EE	ME	GCOERC
1	Regularity in class conduction	4.16	4.28	4.32	4.21	4.24
2	Delivery of course content	4.05	4.07	4.16	4.07	4.09
3	Teaching methodologies used for understanding concepts	4.13	4.05	4.15	4.07	4.10
4	Interaction and motivation related to course	4.1	4.02	4.17	4.08	4.09
5	Understanding of course objective	4.1	4.04	4.18	4.09	4.10
6	Overall command on class and subject	4.11	4.04	4.15	4.08	4.10
7	Aware about the course outline	4.07	3.95	4.18	4.07	4.07
8	Aware about evaluation format	4.09	3.95	4.19	4.06	4.07
9	Course meets the expectation	4.07	4.15	4.12	4.06	4.10
Avarage Rating		4.1	4.06	4.18	4.09	4.11



**Guru Gobind Singh College of Engineering and Research Centre, Nashik**

**Student's Feedback Report: For T-L Improvement**

**Rate the teaching-learning process parameters of (subjective): (Very Poor: 1, Poor: 2, Average: 3, Good: 4, Excellent: 5)**

S.N.	Questions	ME		EE		FE		CE		GCOERC											
		2018-19	2017-18	2018-19	2017-18	2018-19	2017-18	2018-19	2017-18	2018-19	2017-18	2018-19	2017-18								
1	Regularity in class conduction	4.40	4.15	4.28	4.55	4.59	4.47	4.22	4.09	<b>4.37</b>	<b>4.31</b>										
2	Delivery of course content	4.08	3.85	4.13	4.45	4.24	4.09	3.98	3.97	<b>4.11</b>	<b>4.09</b>										
3	Teaching methodologies used for understanding concepts	3.97	3.76	4.11	4.43	4.11	4.08	3.92	3.92	<b>4.03</b>	<b>4.05</b>										
4	Interaction and motivation related to course	3.90	3.74	4.08	4.50	4.08	3.98	3.85	3.92	<b>3.98</b>	<b>4.03</b>										
5	Understanding of course objective	3.95	3.79	4.08	4.46	4.02	3.96	3.90	3.96	<b>3.99</b>	<b>4.04</b>										
6	Overall command on class and subject	3.99	3.83	4.15	4.47	4.17	4.04	3.94	3.97	<b>4.07</b>	<b>4.08</b>										
		2018-19	2017-18	2018-19	2017-18	2018-19	2017-18	2018-19	2017-18	2018-19	2017-18	2018-19	2017-18								
		Yes	No	Yes	No	Yes	No	Yes	No	Yes	No	Yes	No								
7	Aware about the course outline (Yes/No)	91.40	8.66	88.50	11.50	90.21	9.79	89.55	10.51	89.00	11.04	86.15	13.85	85.35	14.85	87.40	12.66	88.99	11.09	87.90	12.13
8	Aware about evaluation format (Yes/No)	88.06	12.03	86.77	13.23	88.80	11.20	86.67	13.33	87.01	13.01	88.22	11.80	83.68	16.34	85.74	14.35	86.89	13.14	86.85	13.18
9	Course meets the expectation (Yes/No)	86.05	13.99	84.71	15.29	83.35	16.65	87.63	12.53	83.68	16.34	81.40	18.61	81.93	18.14	82.91	17.10	83.75	16.28	84.16	15.89

